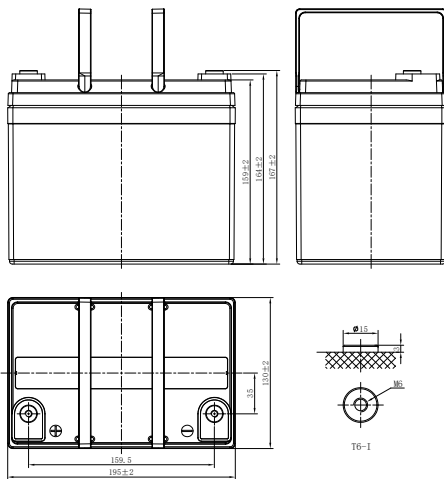


LP SERIES-GENERAL PURPOSE

LP12-30 (12V30Ah)



CHARACTERISTICS

Item	Specifications	
Rated Voltage	12V	
Nominal Capacity (25°C)	C ₂₀ , 1.75V/cell	30Ah
Dimension	Length	195mm (7.68inches)
	Width	130mm (5.12inches)
	Container Height	164mm (6.46inches)
	Total Height	167mm (6.57inches)
Approx Weight	9.30kg (20.5lbs)	
Terminal	T6-I(M6)	
Container Material	ABS (UL94 HB or V-0 optional)	
Short-circuit current	750A	
Internal Resistance (25°C)	Approx 14 mΩ (Fully charged)	
Operating Temp. Range	Discharge	-15~50°C (5~122°F)
	Charge	-20~40°C (-4~104°F)
	Storage	-15~40°C (5~104°F)
Nominal Operating Temp. Range	25±3°C (77±5°F)	
Max. Charging Current (25°C)	0.3C	
Charge voltage (25°C)	Standby Use	Cycle Use
	2.25-2.30V/cell	2.35-2.45V/cell
Temp. Coefficient	-3mV/cell/°C	
	-5mV/cell/°C	
Effect of temp. to Capacity	40°C (104°F)	103%
	25°C (77°F)	100%
	0°C (32°F)	86%
Self Discharge	≤3% per month at 25°C (77°F).	
	LP series batteries may be stored up to 6 months at 25°C (77°F) and then a freshening charge is required. For higher temperatures the time interval will be shorter.	

DISCHARGE TABLE

Constant Current Discharge (Amperes) at 25°C (77°F)																
F.V/Time	5min	10min	15min	20min	30min	45min	1h	1.5h	2h	3h	4h	5h	6h	8h	10h	20h
1.85V/cell	84.0	59.3	46.1	39.1	28.8	21.1	17.2	12.7	10.1	7.31	5.87	5.03	4.30	3.39	2.77	1.47
1.80V/cell	90.3	62.8	48.4	40.7	29.7	21.6	17.7	13.0	10.3	7.43	5.95	5.10	4.37	3.44	2.81	1.48
1.75V/cell	95.1	65.3	50.0	41.8	30.5	22.1	18.0	13.2	10.4	7.55	6.03	5.16	4.42	3.48	2.84	1.50
1.70V/cell	99.6	68.0	51.7	43.0	31.2	22.6	18.4	13.5	10.6	7.66	6.11	5.23	4.47	3.51	2.87	1.51
1.67V/cell	103.1	69.9	52.9	43.9	31.8	22.9	18.6	13.6	10.7	7.73	6.17	5.28	4.51	3.54	2.89	1.52
1.60V/cell	109.4	72.8	54.8	45.2	32.7	23.5	19.1	13.9	10.9	7.88	6.28	5.36	4.58	3.59	2.92	1.54
Constant Power Discharge (Watts/cell) at 25°C (77°F)																
F.V/Time	5min	10min	15min	20min	30min	45min	1h	1.5h	2h	3h	4h	5h	6h	8h	10h	20h
1.85V/cell	158.8	112.8	88.3	75.4	55.7	40.8	33.5	24.8	19.7	14.4	11.6	9.92	8.51	6.72	5.51	2.93
1.80V/cell	169.2	118.7	92.1	78.0	57.2	41.8	34.3	25.3	20.0	14.6	11.7	10.1	8.64	6.81	5.58	2.97
1.75V/cell	176.3	122.6	94.6	79.7	58.4	42.5	34.8	25.7	20.3	14.8	11.8	10.2	8.72	6.88	5.63	3.00
1.70V/cell	182.8	126.7	97.2	81.6	59.6	43.3	35.4	26.0	20.6	15.0	12.0	10.3	8.81	6.95	5.68	3.02
1.67V/cell	187.6	129.5	99.3	83.1	60.5	43.9	35.8	26.3	20.8	15.1	12.1	10.4	8.89	7.00	5.72	3.05
1.60V/cell	195.2	133.3	102.0	85.1	61.8	44.7	36.5	26.8	21.1	15.3	12.3	10.5	8.99	7.09	5.79	3.08

LP SERIES-GENERAL PURPOSE

LP12-30 (12V30Ah)



APPLICATIONS

- Uninterruptable Power Supply (UPS)
- Electric Power System (EPS)
- Emergency backup power supply
- Alarm and security system
- Communication power supply
- DC power supply
- Auto control system

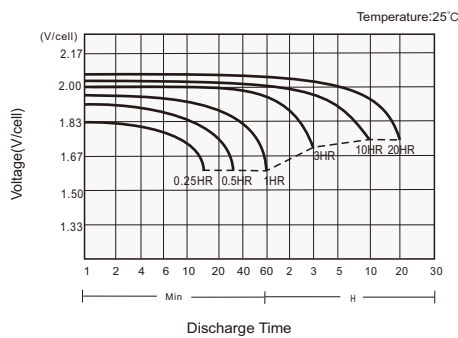
GENERAL FEATURES

- 5 years design life (25°C)
- Lead calcium alloy, sealed design, no watering required
- Puncture resistant micro-porous glass mat separators extend life
- Unique technology optimizes power capacity, cell consistency, and long-term reliability
- Designed for a wide range of applications

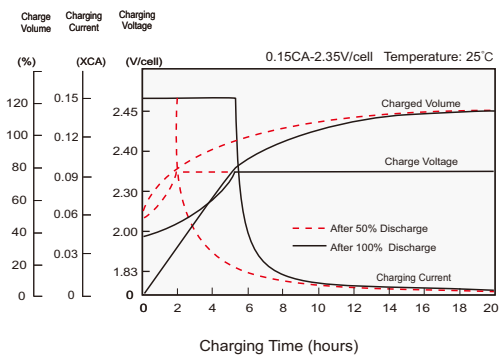
STANDARDS

- Compliance with IEC 60896 standards, EU Battery Directive
- UL, CE Approved
- Manufactured in Leoch@IATF 16949, ISO 45001, ISO 9001 and ISO 14001 certified production facilities

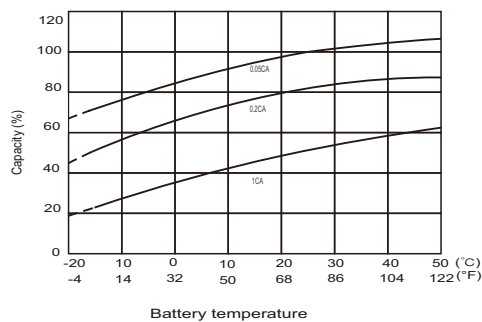
Discharge Characteristics



Charging Characteristics



Effects of Temperature on Capacity



Self Discharge Characteristics

