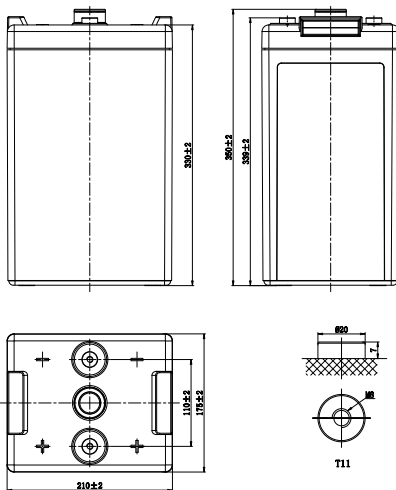


LP SERIES-GENERAL PURPOSE

LP2-400 (2V400Ah)



CHARACTERISTICS

Item	Specifications	
Rated Voltage	2V	
Nominal Capacity (25°C)	C ₁₀ , 1.80V/cell	400Ah
Dimension	Length	210mm (8.27inches)
	Width	175mm (6.89inches)
	Container Height	330mm (13.0inches)
	Total Height	350mm (13.8inches)
Approx Weight	23.8kg (52.5lbs)	
Terminal	T11(M8)	
Container Material	ABS (UL94 HB or V-0 optional)	
Short-circuit current	5200A	
Internal Resistance (25°C)	Approx 0.6 mΩ (Fully charged)	
Operating Temp. Range	Discharge	-15~50°C (5~122°F)
	Charge	-20~40°C (-4~104°F)
	Storage	-15~40°C (5~104°F)
Nominal Operating Temp. Range	25±3°C (77±5°F)	
Max. Charging Current (25°C)	0.3C	
Charge voltage (25°C)	Standby Use	Cycle Use
	2.25-2.30V/cell	2.35-2.40V/cell
Temp. Coefficient	-3mV/cell/°C	
	-5mV/cell/°C	
Effect of temp. to Capacity	40°C (104°F)	103%
	25°C (77°F)	100%
	0°C (32°F)	86%
Self Discharge	≤3% per month at 25°C (77°F). LP series batteries may be stored up to 6 months at 25°C (77°F) and then a freshening charge is required. For higher temperatures the time interval will be shorter.	

DISCHARGE TABLE

Constant Current Discharge (Amperes) at 25°C (77°F)														
F.V/Time	15min	20min	30min	45min	1h	1.5h	2h	3h	4h	5h	6h	8h	10h	20h
1.85V/cell	297.3	266.7	247.0	215.7	188.8	148.9	112.4	93.6	75.3	63.5	55.2	44.8	37.5	20.1
1.80V/cell	356.0	314.6	283.6	241.2	208.9	162.9	122.9	101.3	81.2	68.4	59.2	48.0	40.0	21.2
1.75V/cell	409.1	343.2	296.7	251.0	220.5	168.4	135.4	104.0	83.2	70.0	60.4	48.9	40.6	21.5
1.70V/cell	455.9	384.7	320.8	260.6	224.6	174.0	139.8	107.0	85.3	71.6	61.7	49.7	41.3	21.7
1.67V/cell	472.1	398.1	324.7	266.4	229.3	177.2	142.9	108.7	86.5	72.5	62.4	50.3	41.6	21.9
1.60V/cell	496.2	415.1	330.8	280.2	240.5	185.1	146.3	112.7	89.4	74.7	64.2	51.4	42.5	22.3

Constant Power Discharge (Watts/cell) at 25°C (77°F)														
F.V/Time	15min	20min	30min	45min	1h	1.5h	2h	3h	4h	5h	6h	8h	10h	20h
1.85V/cell	534.0	489.9	453.4	418.3	367.0	290.3	230.9	183.6	148.0	125.1	108.8	88.6	74.2	40.0
1.80V/cell	632.4	571.9	516.4	464.3	403.4	315.8	243.2	197.8	159.0	134.3	116.4	94.6	79.0	42.1
1.75V/cell	718.5	617.7	535.6	479.4	415.3	324.4	252.6	202.2	162.3	137.0	118.5	96.2	80.1	42.6
1.70V/cell	791.1	685.1	565.0	493.7	427.7	333.4	254.2	207.8	165.8	139.7	120.7	97.7	81.3	43.1
1.67V/cell	802.1	700.4	574.9	502.3	434.5	338.1	258.6	209.7	167.7	141.1	121.9	98.6	81.9	43.4
1.60V/cell	838.8	722.2	580.5	522.6	451.4	350.3	278.4	216.1	172.4	144.8	124.8	100.6	83.4	44.2

LP SERIES-GENERAL PURPOSE

LP2-400 (2V400Ah)

APPLICATIONS

- Tele-communication central station (wired or cellular)
- Power system communication, military communication, etc.
- Network communication including: data transmission, television signal transmission, etc.
- Uninterruptable Power System (UPS - for Telecom)

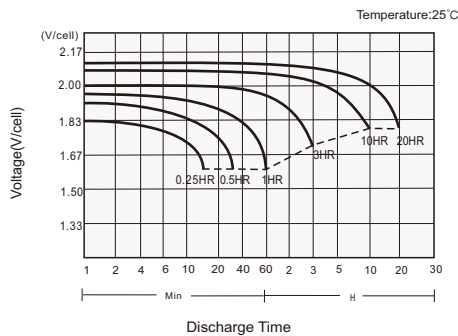
GENERAL FEATURES

- 15 years design life (25°C)
- Lead calcium alloy, sealed design, no watering required
- Puncture resistant micro-porous glass mat separators extend life
- Unique technology optimizes power capacity, cell consistency, and long-term reliability
- Designed for a wide range of applications

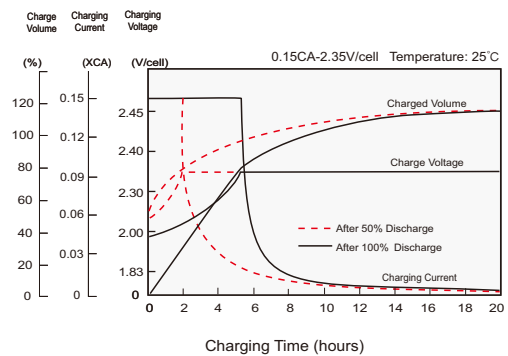
STANDARDS

- Compliance with IEC 60896 standards, EU Battery Directive
- UL, CE Approved
- Manufactured in Leoch@IATF 16949, ISO 45001, ISO 9001 and ISO 14001 certified production facilities

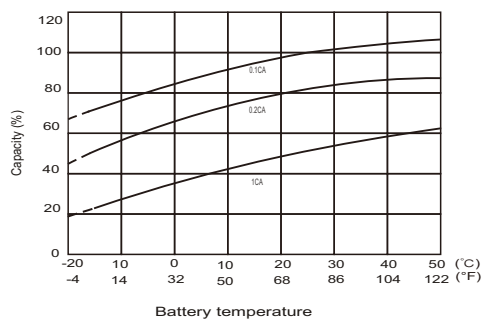
Discharge Characteristics



Charging Characteristics



Effects of Temperature on Capacity



Self Discharge Characteristics

