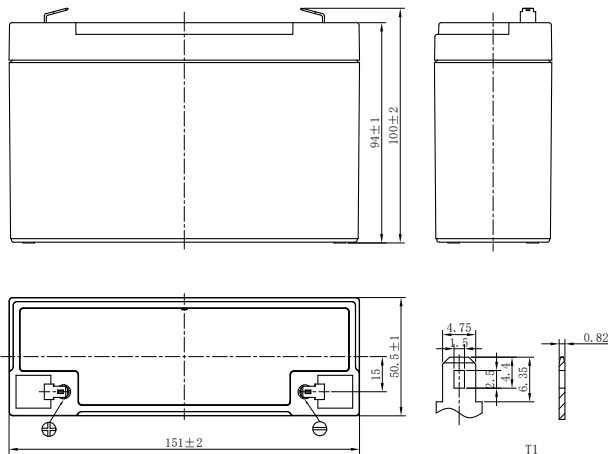


LP SERIES-GENERAL PURPOSE

LP6-10 (6V10Ah)



CHARACTERISTICS

Item	Specifications	
Rated Voltage	6V	
Nominal Capacity (25°C)	C ₂₀ , 1.75V/cell	10Ah
Dimension	Length	151mm (5.94inches)
	Width	50.5mm (1.99inches)
	Container Height	94mm (3.70inches)
	Total Height	100mm (3.94inches)
Approx Weight	1.54kg (3.40lbs)	
Terminal	T1/T2	
Container Material	ABS (UL94 HB or V-0 optional)	
Short-circuit current	280A	
Internal Resistance (25°C)	Approx 11 mΩ (Fully charged)	
Operating Temp. Range	Discharge	-15~50°C (5~122°F)
	Charge	-20~40°C (-4~104°F)
	Storage	-15~40°C (5~104°F)
Nominal Operating Temp. Range	25±3°C (77±5°F)	
Max. Charging Current (25°C)	0.3C	
Charge voltage (25°C)	Standby Use	Cycle Use
	2.25-2.30V/cell	2.35-2.45V/cell
Temp. Coefficient	-3mV/cell/°C	-5mV/cell/°C
	40°C (104°F)	103%
Effect of temp. to Capacity	25°C (77°F)	100%
	0°C (32°F)	86%
	≤3% per month at 25°C (77°F). LP series batteries may be stored up to 6 months at 25°C (77°F) and then a freshening charge is required. For higher temperatures the time interval will be shorter.	
Self Discharge		

DISCHARGE TABLE

Constant Current Discharge (Amperes) at 25°C (77°F)																
F.V/Time	5min	10min	15min	20min	30min	45min	1h	1.5h	2h	3h	4h	5h	6h	8h	10h	20h
1.85V/cell	27.2	20.0	15.9	13.0	9.64	7.07	5.78	4.35	3.41	2.45	1.95	1.66	1.42	1.11	0.910	0.490
1.80V/cell	29.5	21.0	16.5	13.4	9.88	7.21	5.89	4.43	3.46	2.49	1.98	1.68	1.44	1.13	0.921	0.495
1.75V/cell	31.9	22.1	17.1	13.8	10.1	7.36	6.00	4.50	3.52	2.53	2.00	1.70	1.46	1.14	0.932	0.500
1.70V/cell	34.3	23.1	17.7	14.2	10.3	7.50	6.10	4.57	3.57	2.56	2.03	1.72	1.48	1.16	0.943	0.505
1.67V/cell	35.7	23.7	18.1	14.4	10.5	7.59	6.16	4.62	3.61	2.58	2.05	1.74	1.49	1.17	0.950	0.508
1.60V/cell	38.9	25.2	18.9	15.0	10.8	7.79	6.31	4.72	3.68	2.64	2.09	1.77	1.51	1.18	0.965	0.516
Constant Power Discharge (Watts/cell) at 25°C (77°F)																
F.V/Time	5min	10min	15min	20min	30min	45min	1h	1.5h	2h	3h	4h	5h	6h	8h	10h	20h
1.85V/cell	51.7	38.3	30.5	24.9	18.6	13.7	11.2	8.50	6.68	4.82	3.84	3.27	2.81	2.21	1.81	0.980
1.80V/cell	55.8	40.0	31.5	25.6	19.0	13.9	11.4	8.62	6.76	4.88	3.89	3.31	2.84	2.24	1.83	0.990
1.75V/cell	59.8	41.7	32.5	26.2	19.4	14.2	11.6	8.73	6.85	4.94	3.94	3.35	2.87	2.26	1.85	1.00
1.70V/cell	63.9	43.5	33.5	26.9	19.7	14.4	11.7	8.85	6.94	5.00	3.98	3.39	2.91	2.29	1.87	1.01
1.67V/cell	66.3	44.5	34.1	27.3	20.0	14.5	11.8	8.92	6.99	5.04	4.01	3.41	2.92	2.30	1.88	1.02
1.60V/cell	71.5	46.8	35.4	28.2	20.5	14.8	12.1	9.08	7.11	5.12	4.07	3.47	2.97	2.34	1.91	1.03

LP SERIES-GENERAL PURPOSE

LP6-10 (6V10Ah)



APPLICATIONS

- Uninterruptable Power Supply (UPS)
- Electric Power System (EPS)
- Emergency backup power supply
- Alarm and security system
- Communication power supply
- DC power supply
- Auto control system

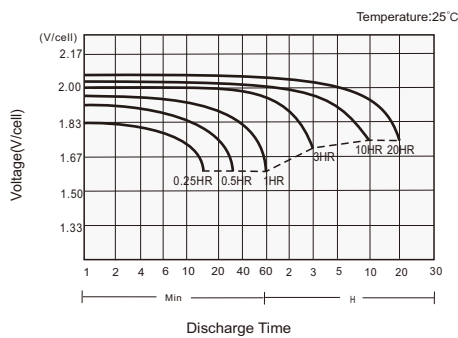
GENERAL FEATURES

- 5 years design life (25°C)
- Lead calcium alloy, sealed design, no watering required
- Puncture resistant micro-porous glass mat separators extend life
- Unique technology optimizes power capacity, cell consistency, and long-term reliability
- Designed for a wide range of applications

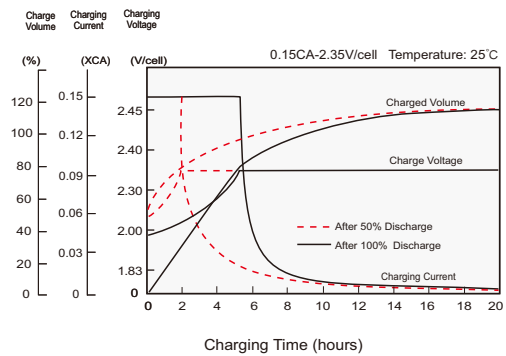
STANDARDS

- Compliance with IEC 60896 standards, EU Battery Directive
- UL, CE Approved
- Manufactured in Leoch@IATF 16949, ISO 45001, ISO 9001 and ISO 14001 certified production facilities

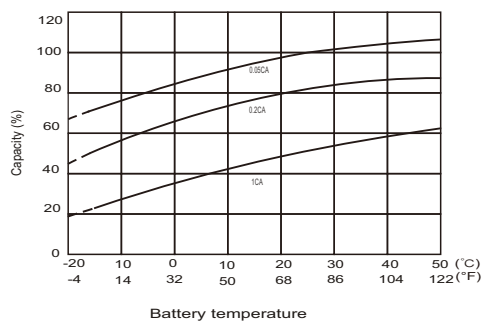
Discharge Characteristics



Charging Characteristics



Effects of Temperature on Capacity



Self Discharge Characteristics

