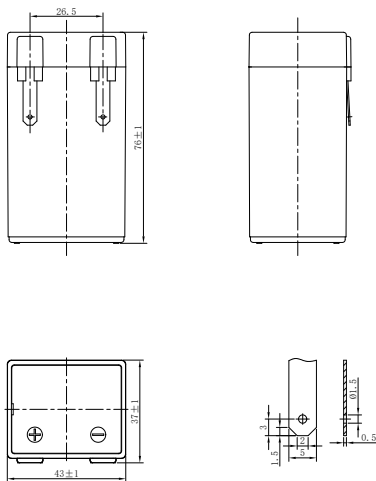


LP SERIES-GENERAL PURPOSE

LP6-2.0 (6V2.0Ah)



CHARACTERISTICS

Item	Specifications	
Rated Voltage	6V	
Nominal Capacity (25°C)	C ₂₀ , 1.75V/cell	2.0Ah
Dimension	Length	43mm (1.69inches)
	Width	37mm (1.46inches)
	Container Height	76mm (2.99inches)
	Total Height	76mm (2.99inches)
Approx Weight	0.33kg (0.728lbs)	
Terminal	/	
Container Material	ABS (UL94 HB or V-0 optional)	
Short-circuit current	56A	
Internal Resistance (25°C)	Approx 45 mΩ (Fully charged)	
Operating Temp. Range	Discharge	-15~50°C (5~122°F)
	Charge	-20~40°C (-4~104°F)
	Storage	-15~40°C (5~104°F)
Nominal Operating Temp. Range	25±3°C (77±5°F)	
Max. Charging Current (25°C)	0.3C	
Charge voltage (25°C)	Standby Use	Cycle Use
	2.25-2.30V/cell	2.35-2.45V/cell
Temp. Coefficient	-3mV/cell/°C	
	-5mV/cell/°C	
Effect of temp. to Capacity	40°C (104°F)	103%
	25°C (77°F)	100%
	0°C (32°F)	86%
Self Discharge	≤3% per month at 25°C (77°F).	
	LP series batteries may be stored up to 6 months at 25°C (77°F) and then a freshening charge is required. For higher temperatures the time interval will be shorter.	

DISCHARGE TABLE

Constant Current Discharge (Amperes) at 25°C (77°F)																
F.V/Time	5min	10min	15min	20min	30min	45min	1h	1.5h	2h	3h	4h	5h	6h	8h	10h	20h
1.85V/cell	5.42	3.86	3.15	2.46	1.81	1.32	1.08	0.812	0.657	0.488	0.399	0.343	0.294	0.232	0.185	0.098
1.80V/cell	5.83	4.09	3.31	2.56	1.87	1.36	1.11	0.829	0.669	0.496	0.405	0.348	0.299	0.235	0.187	0.099
1.75V/cell	6.14	4.25	3.42	2.63	1.92	1.39	1.13	0.845	0.681	0.504	0.410	0.353	0.302	0.238	0.189	0.100
1.70V/cell	6.43	4.42	3.53	2.71	1.97	1.42	1.15	0.859	0.691	0.511	0.416	0.358	0.306	0.240	0.191	0.101
1.67V/cell	6.66	4.55	3.62	2.76	2.00	1.44	1.17	0.870	0.699	0.516	0.420	0.361	0.308	0.242	0.192	0.102
1.60V/cell	7.06	4.74	3.74	2.85	2.05	1.48	1.20	0.889	0.713	0.526	0.427	0.367	0.313	0.245	0.195	0.103
Constant Power Discharge (Watts/cell) at 25°C (77°F)																
F.V/Time	5min	10min	15min	20min	30min	45min	1h	1.5h	2h	3h	4h	5h	6h	8h	10h	20h
1.85V/cell	10.3	7.34	6.04	4.74	3.50	2.57	2.11	1.59	1.29	0.959	0.786	0.678	0.582	0.459	0.367	0.196
1.80V/cell	10.9	7.73	6.30	4.91	3.60	2.63	2.15	1.61	1.31	0.973	0.796	0.687	0.590	0.466	0.372	0.198
1.75V/cell	11.4	7.98	6.47	5.02	3.67	2.67	2.19	1.64	1.33	0.986	0.806	0.695	0.596	0.470	0.375	0.200
1.70V/cell	11.8	8.24	6.64	5.13	3.75	2.72	2.22	1.66	1.34	0.998	0.815	0.703	0.602	0.475	0.379	0.202
1.67V/cell	12.1	8.43	6.79	5.23	3.81	2.76	2.25	1.68	1.36	1.01	0.822	0.708	0.607	0.478	0.381	0.203
1.60V/cell	12.6	8.68	6.97	5.36	3.89	2.81	2.29	1.71	1.38	1.02	0.834	0.718	0.615	0.484	0.386	0.205

LP SERIES-GENERAL PURPOSE

LP6-2.0 (6V2.0Ah)



APPLICATIONS

- Uninterruptable Power Supply (UPS)
- Electric Power System (EPS)
- Emergency backup power supply
- Alarm and security system
- Communication power supply
- DC power supply
- Auto control system

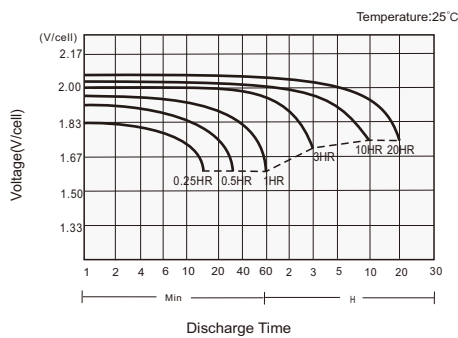
GENERAL FEATURES

- 5 years design life (25°C)
- Lead calcium alloy, sealed design, no watering required
- Puncture resistant micro-porous glass mat separators extend life
- Unique technology optimizes power capacity, cell consistency, and long-term reliability
- Designed for a wide range of applications

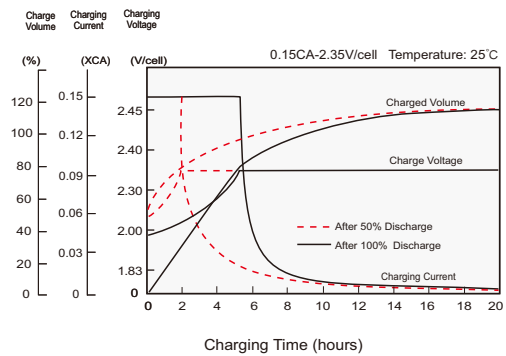
STANDARDS

- Compliance with IEC 60896 standards, EU Battery Directive
- UL, CE Approved
- Manufactured in Leoch@IATF 16949, ISO 45001, ISO 9001 and ISO 14001 certified production facilities

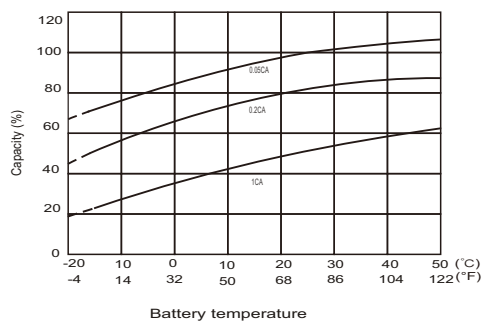
Discharge Characteristics



Charging Characteristics



Effects of Temperature on Capacity



Self Discharge Characteristics

