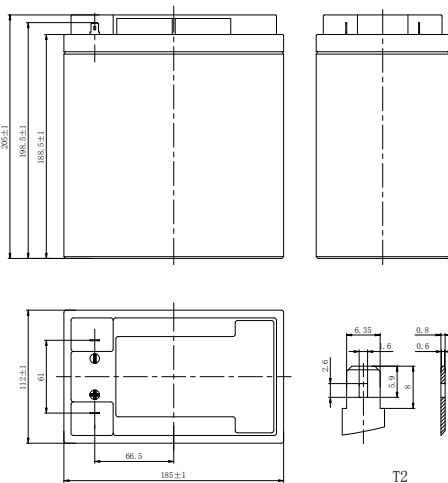


LP SERIES-GENERAL PURPOSE

LP6-60 (6V60Ah)



CHARACTERISTICS

Item	Specifications	
Rated Voltage	6V	
Nominal Capacity (25°C)	$C_{10}, 1.80V/cell$	60Ah
Dimension	Length	185mm (7.28inches)
	Width	112mm (4.41inches)
	Container Height	205mm (8.07inches)
	Total Height	205mm (8.07inches)
Approx Weight	9.10kg (20.1lbs)	
Terminal	T2	
Container Material	ABS (UL94 HB or V-0 optional)	
Short-circuit current	1380A	
Internal Resistance (25°C)	Approx 6 mΩ (Fully charged)	
Operating Temp. Range	Discharge	-15~50°C (5~122°F)
	Charge	-20~40°C (-4~104°F)
	Storage	-15~40°C (5~104°F)
Nominal Operating Temp. Range	25±3°C (77±5°F)	
Max. Charging Current (25°C)	0.3C	
Charge voltage (25°C)	Standby Use	Cycle Use
	2.25-2.30V/cell	2.35-2.40V/cell
Temp. Coefficient	-3mV/cell/°C	
	-5mV/cell/°C	
Effect of temp. to Capacity	40°C (104°F)	103%
	25°C (77°F)	100%
	0°C (32°F)	86%
Self Discharge	≤3% per month at 25°C (77°F). LP series batteries may be stored up to 6 months at 25°C (77°F) and then a freshening charge is required. For higher temperatures the time interval will be shorter.	

DISCHARGE TABLE

Constant Current Discharge (Amperes) at 25°C (77°F)																
F.V/Time	5min	10min	15min	20min	30min	45min	1h	1.5h	2h	3h	4h	5h	6h	8h	10h	20h
1.85V/cell	119.9	85.2	75.4	59.3	53.0	38.8	32.8	23.8	20.0	14.7	11.5	10.0	8.81	6.78	5.62	2.98
1.80V/cell	136.4	96.8	85.5	67.1	57.7	41.1	34.0	24.6	20.7	15.9	12.3	10.5	9.47	7.13	6.00	3.09
1.75V/cell	148.1	104.9	92.5	72.4	58.9	42.6	35.7	25.9	21.8	16.2	12.5	10.7	9.54	7.17	6.02	3.12
1.70V/cell	158.3	111.9	98.3	76.8	60.1	43.4	36.4	26.4	22.2	16.6	12.7	10.9	9.59	7.28	6.03	3.15
1.67V/cell	163.9	115.4	101.1	78.9	61.0	44.1	37.0	26.8	22.5	16.7	12.9	11.1	9.64	7.38	6.07	3.19
1.60V/cell	169.7	119.4	104.3	80.9	61.9	44.7	37.5	27.2	22.8	16.9	13.1	11.3	9.70	7.47	6.14	3.23
Constant Power Discharge (Watts/cell) at 25°C (77°F)																
F.V/Time	5min	10min	15min	20min	30min	45min	1h	1.5h	2h	3h	4h	5h	6h	8h	10h	20h
1.85V/cell	219.3	157.1	142.8	112.8	101.3	74.6	63.5	46.2	38.9	28.7	22.6	19.7	17.4	13.4	11.2	5.93
1.80V/cell	245.4	175.7	159.7	126.2	109.5	78.5	65.4	47.5	40.0	31.0	24.0	20.6	18.6	14.1	11.7	6.14
1.75V/cell	261.9	187.6	170.5	134.7	110.8	80.8	68.4	49.7	41.9	31.5	24.4	20.9	18.7	14.1	11.8	6.19
1.70V/cell	275.3	197.2	179.2	141.6	112.1	81.9	69.4	50.5	42.6	32.0	24.7	21.2	18.8	14.3	11.9	6.25
1.67V/cell	279.8	200.4	182.1	143.9	112.9	82.6	70.0	51.0	43.1	32.2	25.0	21.6	18.8	14.5	12.0	6.32
1.60V/cell	283.7	203.2	184.7	145.9	113.4	83.0	70.5	51.4	43.4	32.3	25.2	21.8	18.9	14.7	12.1	6.38

LP SERIES-GENERAL PURPOSE

LP6-60 (6V60Ah)



APPLICATIONS

- All purpose
- Uninterruptable Power Supply (UPS)
- Electric Power System (EPS)
- Emergency backup power supply
- Alarm and security system
- Communication power supply
- DC power supply
- Auto control system

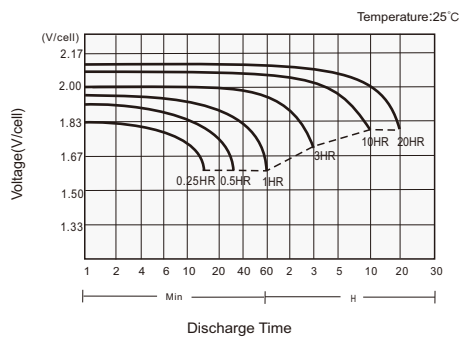
GENERAL FEATURES

- 10 years design life (25°C)
- Lead calcium alloy, sealed design, no watering required
- Puncture resistant micro-porous glass mat separators extend life
- Unique technology optimizes power capacity, cell consistency, and long-term reliability
- Designed for a wide range of applications

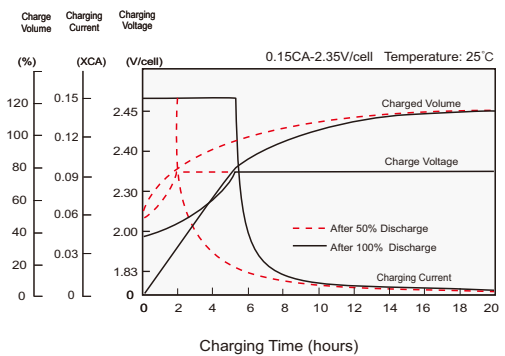
STANDARDS

- Compliance with IEC 60896 standards, EU Battery Directive
- UL, CE Approved
- Manufactured in Leoch@IATF 16949, ISO 45001, ISO 9001 and ISO 14001 certified production facilities

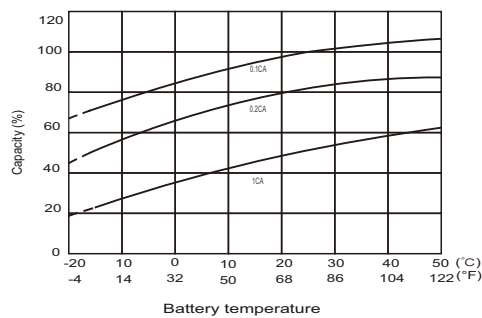
Discharge Characteristics



Charging Characteristics



Effects of Temperature on Capacity



Self Discharge Characteristics

