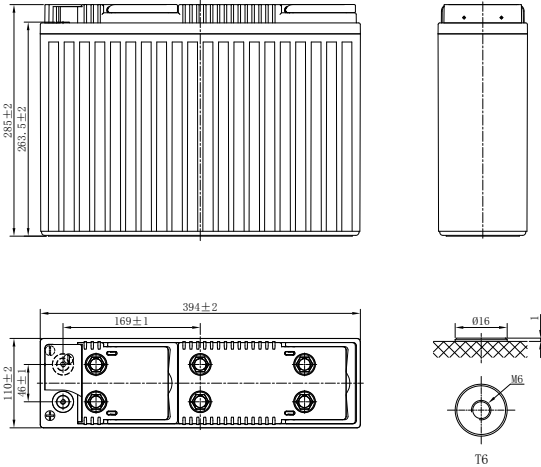


LPGF SERIES-FRONT TERMINAL GEL

LPGF12-100H (12V95Ah)



CHARACTERISTICS

Item	Specifications	
Rated Voltage	12V	
Nominal Capacity (25°C)	C ₂₀ : 1.80V/cell	95Ah
Dimension	Length	394mm (15.5inches)
	Width	110mm (4.33inches)
	Container Height	285mm (11.2inches)
	Total Height	285mm (11.2inches)
Approx Weight	35.0kg (77.2lbs)	
Terminal	T6(M6)	
Container Material	ABS (UL94 HB or V-0 optional)	
Short-circuit current	1530A	
Internal Resistance (25°C)	Approx 5.7 mΩ (Fully charged)	
Operating Temp. Range	Discharge	-20~60°C (-4~140°F)
	Charge	-20~40°C (-4~104°F)
	Storage	-20~50°C (-4~122°F)
Nominal Operating Temp. Range	25±3°C (77±5°F)	
Max.Charging Current (25°C)	0.25C	
Charge voltage (25°C)	Standby Use	Cycle Use
	2.23-2.27V/cell	2.35-2.40V/cell
Temp. Coefficient	-3mV/cell/°C	
	-5mV/cell/°C	
Effect of temp. to Capacity	40°C (104°F)	103%
	25°C (77°F)	100%
	0°C (32°F)	86%
Self Discharge	≤2.5% per month at 25°C (77°F). LPGF series batteries may be stored up to 9 months at 25°C (77°F) and then a freshening charge is required. For higher temperatures the time interval will be shorter.	

DISCHARGE TABLE

Constant Current Discharge (Amperes) at 25°C (77°F)												
F.V/Time	20min	30min	45min	1h	2h	3h	4h	5h	6h	8h	10h	20h
1.85V/cell	75.6	59.4	45.3	37.9	26.6	20.3	16.8	14.5	12.5	10.0	8.62	4.61
1.80V/cell	86.6	66.3	49.9	41.8	28.8	21.7	17.8	15.2	13.1	10.4	9.00	4.80
1.75V/cell	97.3	72.9	54.0	44.8	30.5	23.0	18.7	15.8	13.6	10.8	9.18	4.90
1.70V/cell	104.9	78.1	57.3	47.4	32.4	23.9	19.3	16.3	14.0	11.1	9.39	4.96
1.67V/cell	109.1	81.2	59.4	49.2	33.2	24.7	19.8	16.7	14.3	11.3	9.50	5.01
1.60V/cell	118.3	86.9	63.8	52.2	34.6	25.7	20.5	17.2	14.6	11.5	9.69	5.08
Constant Power Discharge (Watts/cell) at 25°C (77°F)												
F.V/Time	20min	30min	45min	1h	2h	3h	4h	5h	6h	8h	10h	20h
1.85V/cell	144.7	114.4	87.8	73.8	52.0	39.8	33.1	28.6	24.7	19.8	17.2	9.20
1.80V/cell	163.6	126.6	95.9	81.0	56.0	42.5	34.9	30.0	25.9	20.7	17.9	9.57
1.75V/cell	181.8	137.7	102.8	86.3	59.2	44.7	36.4	31.0	26.7	21.3	18.2	9.75
1.70V/cell	193.8	146.5	108.8	91.0	62.5	46.5	37.6	31.9	27.6	21.9	18.7	9.86
1.67V/cell	199.4	150.2	111.6	93.7	63.8	47.7	38.4	32.5	28.0	22.2	18.8	9.95
1.60V/cell	213.7	159.7	119.2	98.9	66.0	49.4	39.7	33.4	28.5	22.6	19.2	10.1

LPGF SERIES-FRONT TERMINAL GEL

LPGF12-100H (12V95Ah)

APPLICATIONS

- Communication system
- Power system of special network or local area network
- UPS, standby power supply
- Power station systems
- Marine systems

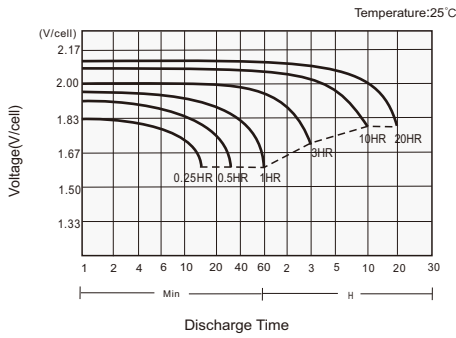
GENERAL FEATURES

- 12 years design life (25°C)
- Gelled electrolyte for superior thermal management, long float life
- Efficient gas recombination decreases gassing/water and extends battery life
- Robust design - resilient in harsh conditions
- Proof against deep discharge - greater long-term energy delivery and cycle life
- Front access design for easy installation and maintenance

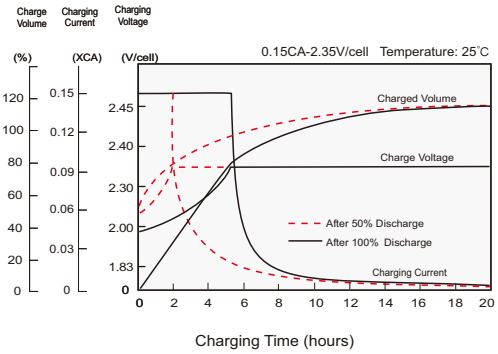
STANDARDS

- IEC60896 Certified
- Classified as "Long Life" according to Eurobat
- UL, CE Approved
- Manufactured in Leoch@IATF16949, ISO 45001, ISO 9001 and ISO 14001 certified production facilities

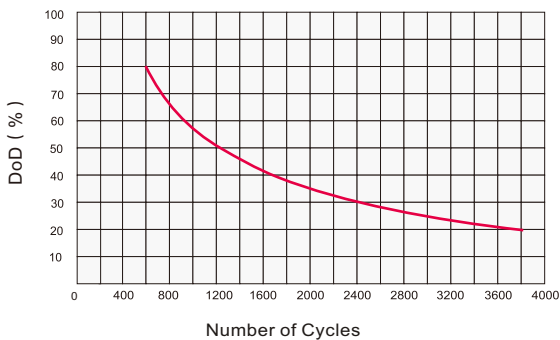
Discharge Characteristics



Charging Characteristics



Cycle Life in Relation to DoD



Self Discharge Characteristics

