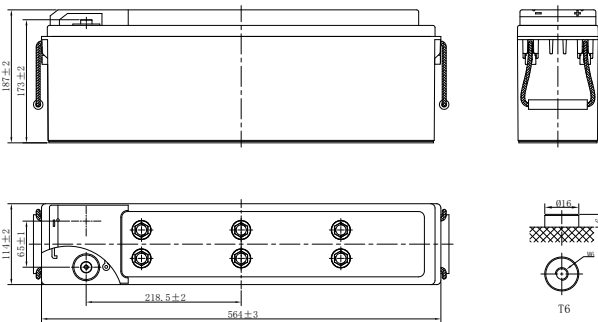


LPFG SERIES-FRONT TERMINAL GEL

LPFG12-70 (12V70Ah)



CHARACTERISTICS

Item	Specifications	
Rated Voltage	12V	
Nominal Capacity (25°C)	C ₂₀ : 1.80V/cell	70Ah
Dimension	Length	564mm (22.2inches)
	Width	114mm (4.49inches)
	Container Height	187mm (7.36inches)
	Total Height	187mm (7.36inches)
Approx Weight	26.7kg (58.9lbs)	
Terminal	T6(M6)	
Container Material	ABS (UL94 HB or V-0 optional)	
Short-circuit current	1470A	
Internal Resistance (25°C)	Approx 8 mΩ (Fully charged)	
Operating Temp. Range	Discharge	-20~60°C (-4~140°F)
	Charge	-20~40°C (-4~104°F)
	Storage	-20~50°C (-4~122°F)
Nominal Operating Temp. Range	25±3°C (77±5°F)	
Max.Charging Current (25°C)	0.25C	
Charge voltage (25°C)	Standby Use	Cycle Use
	2.23-2.27V/cell	2.35-2.40V/cell
Temp. Coefficient	-3mV/cell/°C	
	40°C (104°F)	103%
Effect of temp. to Capacity	25°C (77°F)	100%
	0°C (32°F)	86%
	≤2.5% per month at 25°C (77°F). LPFG series batteries may be stored up to 9 months at 25°C (77°F) and then a freshening charge is required. For higher temperatures the time interval will be shorter.	
Self Discharge		

DISCHARGE TABLE

Constant Current Discharge (Amperes) at 25°C (77°F)												
F.V/Time	20min	30min	45min	1h	2h	3h	4h	5h	6h	8h	10h	20h
1.85V/cell	62.0	48.7	37.1	29.3	19.4	14.8	12.3	10.6	9.13	7.29	6.15	3.29
1.80V/cell	71.0	54.4	40.9	32.3	21.0	15.9	13.0	11.1	9.58	7.64	6.50	3.50
1.75V/cell	79.8	59.8	44.3	34.6	22.3	16.8	13.6	11.6	9.92	7.88	6.71	3.59
1.70V/cell	85.9	64.0	47.0	36.6	23.6	17.5	14.1	11.9	10.3	8.12	6.85	3.70
1.67V/cell	89.5	66.5	48.7	38.0	24.2	18.0	14.4	12.2	10.4	8.24	6.93	3.75
1.60V/cell	96.9	71.2	52.3	40.3	25.2	18.7	15.0	12.5	10.7	8.39	7.06	3.80
Constant Power Discharge (Watts/cell) at 25°C (77°F)												
F.V/Time	20min	30min	45min	1h	2h	3h	4h	5h	6h	8h	10h	20h
1.85V/cell	118.6	93.8	72.0	57.0	38.0	29.0	24.1	20.9	18.1	14.5	12.6	6.70
1.80V/cell	134.1	103.8	78.6	62.6	40.9	31.0	25.5	21.9	18.9	15.2	13.1	6.98
1.75V/cell	149.1	112.9	84.3	66.6	43.2	32.7	26.6	22.6	19.5	15.6	13.3	7.11
1.70V/cell	158.8	120.1	89.1	70.2	45.6	33.9	27.4	23.3	20.2	16.0	13.6	7.19
1.67V/cell	163.5	123.1	91.5	72.3	46.5	34.8	28.0	23.7	20.4	16.3	13.8	7.25
1.60V/cell	175.2	130.9	97.7	76.4	48.2	36.1	29.0	24.3	20.9	16.5	14.0	7.35

LPGF SERIES-FRONT TERMINAL GEL

LPGF12-70 (12V70Ah)

APPLICATIONS

- Communication system
- Power system of special network or local area network
- UPS, standby power supply
- Power station systems
- Marine systems

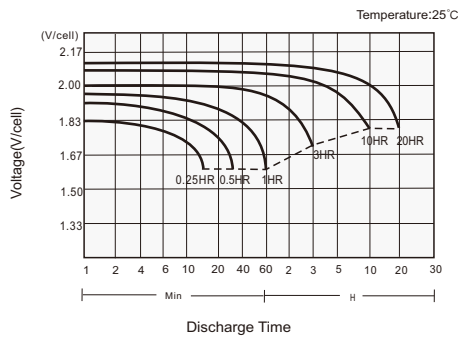
GENERAL FEATURES

- 12 years design life (25°C)
- Gelled electrolyte for superior thermal management, long float life
- Efficient gas recombination decreases gassing/water and extends battery life
- Robust design - resilient in harsh conditions
- Proof against deep discharge - greater long-term energy delivery and cycle life
- Front access design for easy installation and maintenance

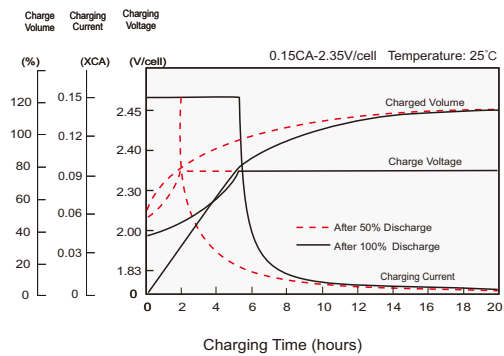
STANDARDS

- IEC60896 Certified
- Classified as "Long Life" according to Eurobat
- UL, CE Approved
- Manufactured in Leoch@IATF16949, ISO 45001, ISO 9001 and ISO 14001 certified production facilities

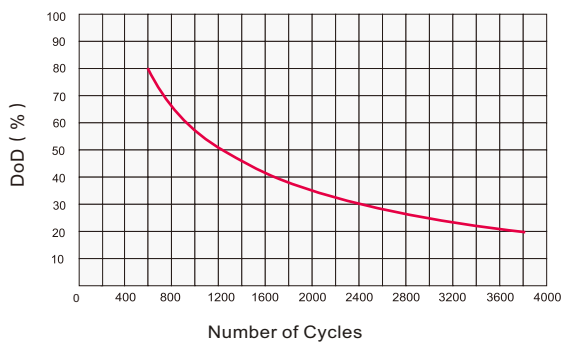
Discharge Characteristics



Charging Characteristics



Cycle Life in Relation to DoD



Self Discharge Characteristics

