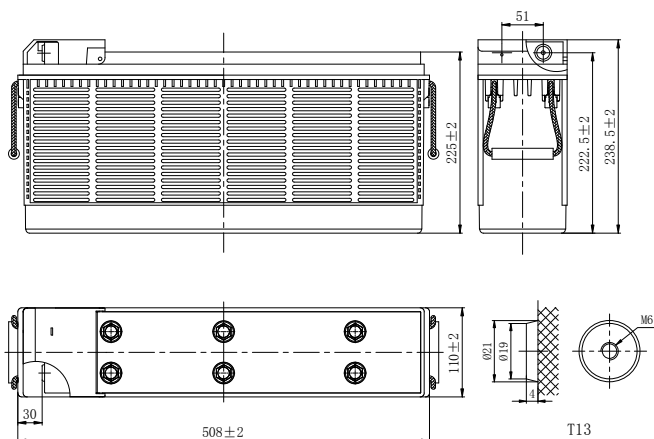



LPFGS SERIES-FRONT TERMINAL HYBRID GEL

LPFGS12-100 (12V100Ah)



CHARACTERISTICS

Item	Specifications	
Rated Voltage	12V	
Nominal Capacity (25°C)	C ₁₀ : 1.80V/cell	100Ah
Dimension	Length	508mm (20.0inches)
	Width	110mm (4.33inches)
	Container Height	238.5mm (9.39inches)
	Total Height	238.5mm (9.39inches)
Approx Weight	32.2kg (71.0lbs)	
Terminal	T13(M6)	
Container Material	ABS (UL94 HB or V-0 optional)	
Short-circuit current	1900A	
Internal Resistance (25°C)	Approx 5.5 mΩ (Fully charged)	
Operating Temp. Range	Discharge	-20~55°C (-4~131°F)
	Charge	-20~40°C (-4~104°F)
	Storage	-20~50°C (-4~122°F)
Nominal Operating Temp. Range	25±3°C (77±5°F)	
Max.Charging Current (25°C)	0.25C	
Charge voltage (25°C)	Standby Use	Cycle Use
	2.25-2.30V/cell	2.35-2.40V/cell
Temp. Coefficient	-3mV/cell/°C	-5mV/cell/°C
	40°C (104°F)	103%
Effect of temp. to Capacity	25°C (77°F)	100%
	0°C (32°F)	86%
	≤3% per month at 25°C (77°F). LPFGS series batteries can be stored up to 6 months at 25°C (77°F) and then a freshening charge is required. For higher temperatures the time interval will be shorter.	
Self Discharge		

DISCHARGE TABLE

Constant Current Discharge (Amperes) at 25°C (77°F)													
F.V/Time	15min	20min	30min	45min	1h	2h	3h	4h	5h	6h	8h	10h	20h
1.85V/cell	127.2	114.0	91.6	71.1	57.4	34.0	24.8	19.9	16.7	14.5	11.5	9.56	5.07
1.80V/cell	146.8	127.2	99.6	75.3	60.3	35.2	25.7	20.5	17.2	14.8	11.9	10.0	5.30
1.75V/cell	158.0	135.6	103.2	77.6	62.0	36.0	26.1	20.8	17.4	15.1	12.1	10.1	5.35
1.70V/cell	165.6	141.0	106.4	79.2	63.1	36.5	26.5	21.1	17.6	15.3	12.2	10.2	5.38
1.67V/cell	171.2	144.0	108.8	80.8	64.4	37.0	26.7	21.3	17.8	15.4	12.3	10.3	5.41
1.60V/cell	176.0	148.2	111.4	82.4	65.3	37.4	27.0	21.5	18.1	15.6	12.5	10.4	5.44
Constant Power Discharge (Watts/cell) at 25°C (77°F)													
F.V/Time	15min	20min	30min	45min	1h	2h	3h	4h	5h	6h	8h	10h	20h
1.85V/cell	239.9	217.2	176.4	138.0	111.9	66.6	48.9	39.3	33.1	28.7	22.9	19.1	10.1
1.80V/cell	273.2	238.8	188.9	145.2	116.9	68.5	50.4	40.3	33.9	29.3	23.6	20.0	10.6
1.75V/cell	290.5	252.1	194.2	148.1	119.6	69.8	51.0	40.7	34.2	29.7	23.9	20.2	10.7
1.70V/cell	300.2	260.2	199.1	150.6	121.4	70.6	51.6	41.2	34.4	30.0	24.2	20.3	10.7
1.67V/cell	309.1	264.7	203.1	153.2	123.6	71.5	51.9	41.5	34.8	30.2	24.4	20.5	10.8
1.60V/cell	311.5	268.6	205.3	154.5	124.1	71.7	52.2	41.7	35.2	30.6	24.6	20.7	10.8

LPFGS SERIES-FRONT TERMINAL HYBRID GEL

LPFGS12-100 (12V100Ah)



APPLICATIONS

- For standard power cabinet
- Network connection equipment of communication system
- Power system of special network of local area network
- Power station systems
- UPS

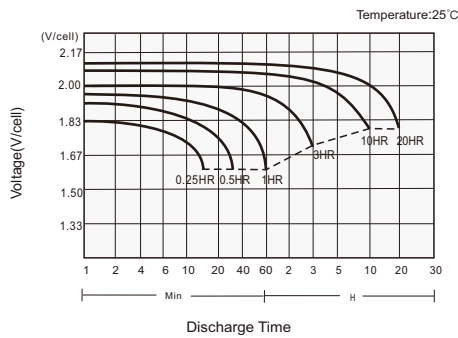
GENERAL FEATURES

- 12 years design life (25°C)
- Proven AGM-GEL technology
- Excellent deep discharge recovery and cyclability
- Very low maintenance: no water addition
- Low self-discharge rate
- Front access design for easy installation and maintenance

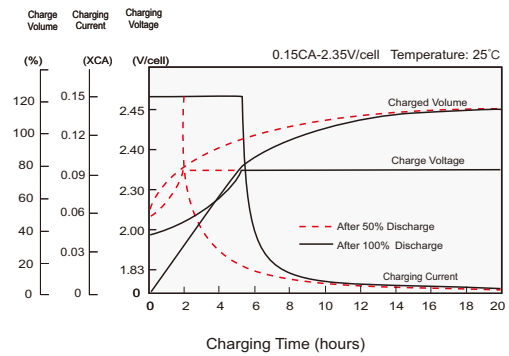
STANDARDS

- Compliance with IEC 60896 standards, EU Battery Directive
- UL, CE Approved
- Manufactured in Leoch@IATF 16949, ISO 45001, ISO 9001 and ISO 14001 certified production facilities

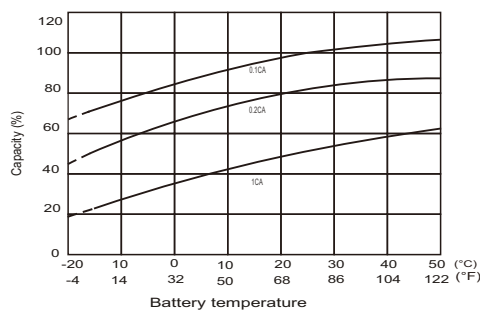
Discharge Characteristics



Charging Characteristics



Effects of Temperature on Capacity



Self Discharge Characteristics

