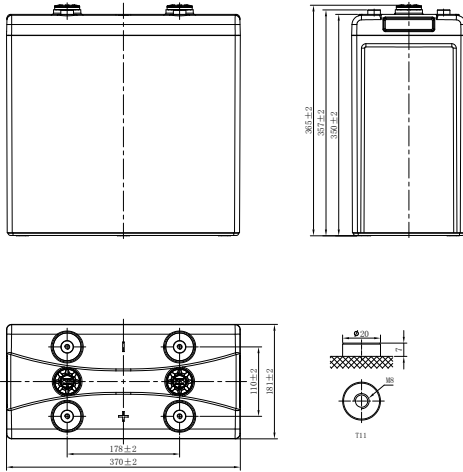


# LPL SERIES-LONG LIFE STANDBY

## LPL2-1000M (2V1000Ah)



### CHARACTERISTICS

Item	Specifications	
Rated Voltage	2V	
Nominal Capacity (25°C)	C <sub>10</sub> : 1.80V/cell	1000Ah
Dimension	Length	370mm (14.6inches)
	Width	181mm (7.13inches)
	Container Height	350mm (13.8inches)
	Total Height	365mm (14.4inches)
Approx Weight	55.8kg (123.0lbs)	
Terminal	T11(M8)	
Container Material	ABS (UL94 HB or V-0 optional)	
Short-circuit current	11000A	
Internal Resistance (25°C)	Approx 0.3 mΩ (Fully charged)	
Operating Temp. Range	Discharge	-15~50°C (5~122°F)
	Charge	-20~40°C (-4~104°F)
	Storage	-15~40°C (5~104°F)
Nominal Operating Temp. Range	25±3°C (77±5°F)	
Max.Charging Current (25°C)	0.3C	
Charge voltage (25°C)	Float Charge	Equalization Charge
	2.25-2.30V/cell	2.35-2.40V/cell
Temp. Coefficient	-3mV/cell/°C	-5mV/cell/°C
	40°C (104°F)	103%
Effect of temp. to Capacity	25°C (77°F)	100%
	0°C (32°F)	86%
	≤3% per month at 25°C (77°F). LPL series batteries may be stored up to 6 months at 25°C (77°F) and then a freshening charge is required. For higher temperatures the time interval will be shorter.	
Self Discharge		

### DISCHARGE TABLE

Constant Current Discharge (Amperes) at 25°C (77°F)												
F.V/Time	30min	45min	1h	1.5h	2h	3h	4h	5h	6h	8h	10h	20h
1.85V/cell	644.3	504.6	434.8	399.6	304.1	234.1	188.3	158.9	137.9	112.1	93.7	50.2
1.80V/cell	708.9	583.3	520.5	412.4	321.8	253.2	202.9	171.1	147.9	120.0	100.0	53.0
1.75V/cell	822.7	646.1	557.8	432.0	336.6	260.0	208.0	175.0	151.0	122.2	101.6	53.7
1.70V/cell	887.3	687.8	588.1	449.5	346.2	267.6	213.2	179.0	154.3	124.4	103.1	54.4
1.67V/cell	912.1	703.1	598.6	452.3	347.8	271.6	216.2	181.2	156.1	125.6	104.0	54.8
1.60V/cell	944.9	732.1	625.7	458.1	365.7	281.6	223.4	186.8	160.5	128.6	106.3	55.7
Constant Power Discharge (Watts/cell) at 25°C (77°F)												
F.V/Time	30min	45min	1h	1.5h	2h	3h	4h	5h	6h	8h	10h	20h
1.85V/cell	1225.9	1069.0	990.6	785.1	588.3	458.9	370.0	312.7	271.9	221.5	185.4	99.9
1.80V/cell	1317.5	1132.5	1040.0	801.5	618.2	494.5	397.4	335.8	290.9	236.6	197.6	105.3
1.75V/cell	1511.3	1232.7	1093.4	832.3	642.3	505.5	405.8	342.4	296.2	240.5	200.3	106.6
1.70V/cell	1606.8	1275.7	1110.1	850.0	653.3	517.9	414.6	349.2	301.8	244.2	203.1	107.8
1.67V/cell	1635.1	1293.7	1123.0	862.0	658.4	524.2	419.3	352.8	304.8	246.4	204.7	108.6
1.60V/cell	1747.0	1365.1	1174.2	866.9	696.1	540.4	431.1	362.0	312.1	251.5	208.5	110.4

# LPL SERIES-LONG LIFE STANDBY

## LPL2-1000M (2V1000Ah)



### APPLICATIONS

- Tele-communication central station (wired or cellular)
- Power system communication, military communication, etc.
- Network communication including: data transmission, television signal transmission, etc.
- Uninterruptable Power System (UPS- for Telecom)
- EPS

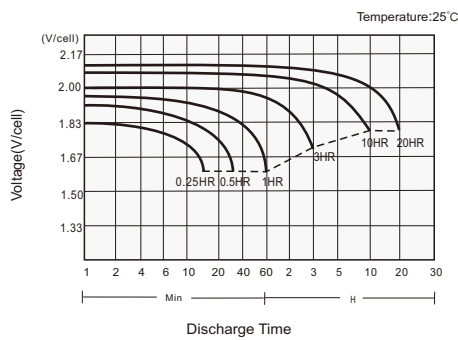
### GENERAL FEATURES

- 16 years design life (25°C)
- Lead calcium alloy, sealed design, no watering required
- Puncture resistant micro-porous glass mat separators extend life
- Unique technology optimizes power capacity, cell consistency, and long-term reliability
- Designed for a wide range of applications

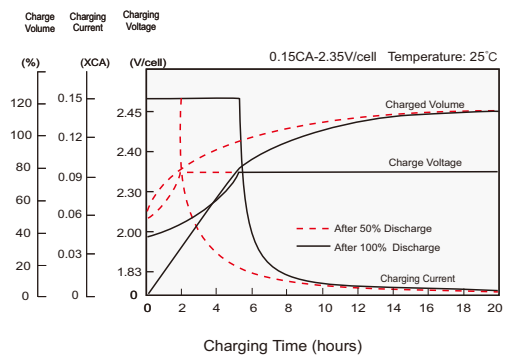
### STANDARDS

- Compliance with IEC 60896 standards, EU Battery Directive
- UL, CE Approved
- Manufactured in Leoch@IATF 16949, ISO 45001, ISO 9001 and ISO 14001 certified production facilities

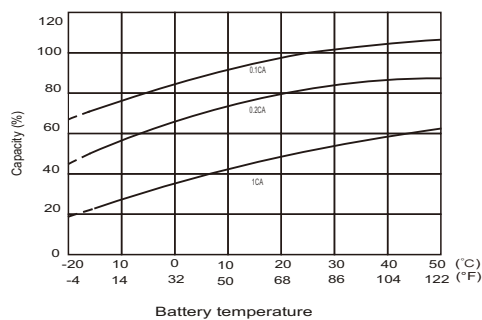
#### Discharge Characteristics



#### Charging Characteristics



#### Effects of Temperature on Capacity



#### Self Discharge Characteristics

