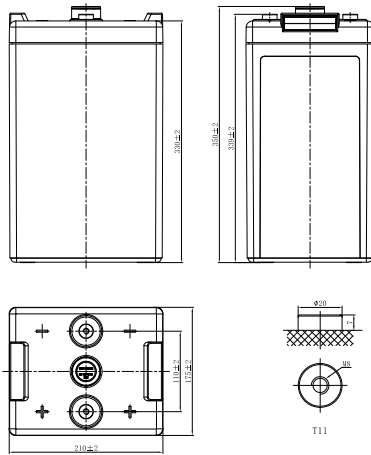


LPL SERIES-LONG LIFE STANDBY

LPL2-400 (2V400Ah)



CHARACTERISTICS

Item	Specifications	
Rated Voltage	2V	
Nominal Capacity (25°C)	C ₁₀ , 1.80V/cell	400Ah
Dimension	Length	210mm (8.27inches)
	Width	175mm (6.89inches)
	Container Height	330mm (13.0inches)
	Total Height	350mm (13.8inches)
Approx Weight	25.5kg (56.2lbs)	
Terminal	T11(M8)	
Container Material	ABS (UL94 HB or V-0 optional)	
Short-circuit current	5200A	
Internal Resistance (25°C)	Approx 0.6 mΩ (Fully charged)	
Operating Temp. Range	Discharge	-15~50°C (5~122°F)
	Charge	-20~40°C (-4~104°F)
	Storage	-15~40°C (5~104°F)
Nominal Operating Temp. Range	25±3°C (77±5°F)	
Max.Charging Current (25°C)	0.3C	
Charge voltage (25°C)	Float Charge	Equalization Charge
	2.25-2.30V/cell	2.35-2.40V/cell
Temp. Coefficient	-3mV/cell/°C	-5mV/cell/°C
	40°C (104°F)	103%
Effect of temp. to Capacity	25°C (77°F)	100%
	0°C (32°F)	86%
	≤3% per month at 25°C (77°F). LPL series batteries may be stored up to 6 months at 25°C (77°F) and then a freshening charge is required. For higher temperatures the time interval will be shorter.	
Self Discharge		

DISCHARGE TABLE

Constant Current Discharge (Amperes) at 25°C (77°F)												
F.V/Time	30min	45min	1h	1.5h	2h	3h	4h	5h	6h	8h	10h	20h
1.85V/cell	252.0	220.1	192.7	151.9	123.1	93.6	75.3	63.5	55.2	44.8	37.5	20.1
1.80V/cell	289.4	246.1	213.2	166.2	133.9	101.3	81.2	68.4	59.2	48.0	40.0	21.2
1.75V/cell	302.8	256.1	221.1	171.8	138.0	104.0	83.2	70.0	60.4	48.9	40.6	21.5
1.70V/cell	322.4	265.9	229.2	177.6	142.4	107.0	85.3	71.6	61.7	49.7	41.3	21.7
1.67V/cell	331.3	271.8	234.0	180.8	144.8	108.7	86.5	72.5	62.4	50.3	41.6	21.9
1.60V/cell	337.5	285.9	245.4	188.9	150.8	112.7	89.4	74.7	64.2	51.4	42.5	22.3
Constant Power Discharge (Watts/cell) at 25°C (77°F)												
F.V/Time	30min	45min	1h	1.5h	2h	3h	4h	5h	6h	8h	10h	20h
1.85V/cell	462.7	426.8	374.5	296.2	240.5	183.6	148.0	125.1	108.8	88.6	74.2	40.0
1.80V/cell	526.9	473.8	411.6	322.2	260.4	197.8	159.0	134.3	116.4	94.6	79.0	42.1
1.75V/cell	546.5	489.2	423.8	331.0	266.9	202.2	162.3	137.0	118.5	96.2	80.1	42.6
1.70V/cell	576.5	503.8	436.4	340.2	274.0	207.2	165.8	139.7	120.7	97.7	81.3	43.1
1.67V/cell	586.6	512.5	443.4	345.0	277.6	209.7	167.7	141.1	121.9	98.6	81.9	43.4
1.60V/cell	592.3	533.3	460.6	357.4	287.0	216.1	172.4	144.8	124.8	100.6	83.4	44.2

LPL SERIES-LONG LIFE STANDBY

LPL2-400 (2V400Ah)



APPLICATIONS

- Tele-communication central station (wired or cellular)
- Power system communication, military communication, etc.
- Network communication including: data transmission, television signal transmission, etc.
- Uninterruptable Power System (UPS- for Telecom)
- EPS

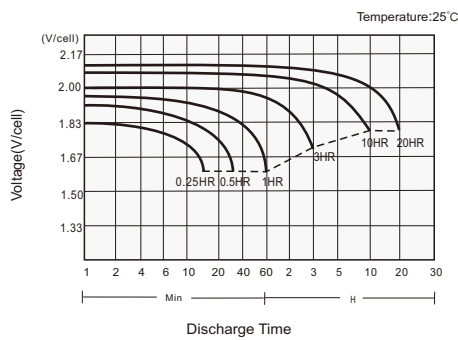
GENERAL FEATURES

- 16 years design life (25°C)
- Lead calcium alloy, sealed design, no watering required
- Puncture resistant micro-porous glass mat separators extend life
- Unique technology optimizes power capacity, cell consistency, and long-term reliability
- Designed for a wide range of applications

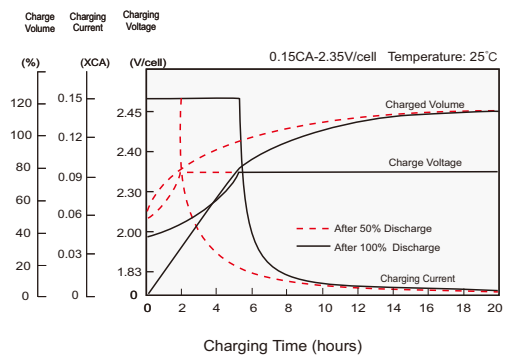
STANDARDS

- Compliance with IEC 60896 standards, EU Battery Directive
- UL, CE Approved
- Manufactured in Leoch@IATF 16949, ISO 45001, ISO 9001 and ISO 14001 certified production facilities

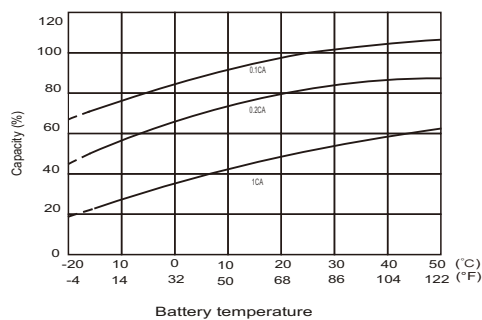
Discharge Characteristics



Charging Characteristics



Effects of Temperature on Capacity



Self Discharge Characteristics

