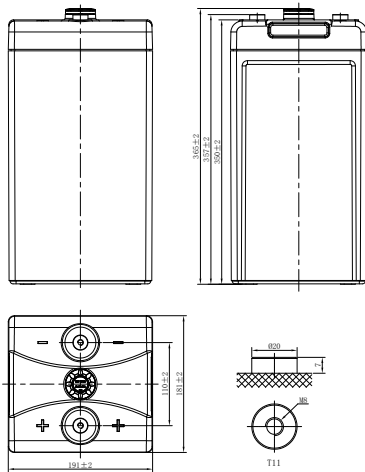


# LPL SERIES-LONG LIFE STANDBY

## LPL2-500M (2V500Ah)



### CHARACTERISTICS

Item	Specifications	
Rated Voltage	2V	
Nominal Capacity (25°C)	C <sub>10</sub> : 1.80V/cell	500Ah
Dimension	Length	191mm (7.52inches)
	Width	181mm (7.13inches)
	Container Height	350mm (13.8inches)
	Total Height	365mm (14.4inches)
Approx Weight	28.4kg (62.6lbs)	
Terminal	T11(M8)	
Container Material	ABS (UL94 HB or V-0 optional)	
Short-circuit current	6000A	
Internal Resistance (25°C)	Approx 0.55 mΩ (Fully charged)	
Operating Temp. Range	Discharge	-15~50°C (5~122°F)
	Charge	-20~40°C (-4~104°F)
	Storage	-15~40°C (5~104°F)
Nominal Operating Temp. Range	25±3°C (77±5°F)	
Max.Charging Current (25°C)	0.3C	
Charge voltage (25°C)	Float Charge	Equalization Charge
	2.25-2.30V/cell	2.35-2.40V/cell
Temp. Coefficient	-3mV/cell/°C	-5mV/cell/°C
	40°C (104°F)	103%
Effect of temp. to Capacity	25°C (77°F)	100%
	0°C (32°F)	86%
	≤3% per month at 25°C (77°F). LPL series batteries may be stored up to 6 months at 25°C (77°F) and then a freshening charge is required. For higher temperatures the time interval will be shorter.	
Self Discharge		

### DISCHARGE TABLE

Constant Current Discharge (Amperes) at 25°C (77°F)												
F.V/Time	30min	45min	1h	1.5h	2h	3h	4h	5h	6h	8h	10h	20h
1.85V/cell	324.8	265.6	236.0	201.6	152.2	117.0	94.1	79.4	69.0	56.0	46.9	25.1
1.80V/cell	356.9	292.4	260.2	206.5	162.0	126.6	101.5	85.6	74.0	60.0	50.0	26.5
1.75V/cell	414.3	325.1	280.5	216.4	169.0	130.0	104.0	87.5	75.5	61.1	50.8	26.8
1.70V/cell	447.4	346.3	295.7	226.3	174.2	133.8	106.6	89.5	77.1	62.2	51.6	27.2
1.67V/cell	460.3	353.0	299.3	227.4	175.5	135.8	108.1	90.6	78.1	62.8	52.0	27.4
1.60V/cell	472.5	366.0	312.8	229.0	182.9	140.8	111.7	93.4	80.2	64.3	53.1	27.9
Constant Power Discharge (Watts/cell) at 25°C (77°F)												
F.V/Time	30min	45min	1h	1.5h	2h	3h	4h	5h	6h	8h	10h	20h
1.85V/cell	617.5	538.8	499.4	395.8	296.6	229.5	185.0	156.4	136.0	110.7	92.7	49.9
1.80V/cell	664.2	570.9	524.3	403.6	311.2	247.3	198.7	167.9	145.5	118.3	98.8	52.6
1.75V/cell	761.5	621.3	551.2	420.1	323.8	252.8	202.9	171.2	148.1	120.2	100.2	53.3
1.70V/cell	810.1	643.0	559.4	429.0	332.6	258.9	207.3	174.6	150.9	122.1	101.6	53.9
1.67V/cell	823.9	651.8	565.8	433.0	336.1	262.1	209.6	176.4	152.4	123.2	102.4	54.3
1.60V/cell	873.5	682.6	587.2	433.5	348.1	270.2	215.5	181.0	156.1	125.7	104.3	55.2

# LPL SERIES-LONG LIFE STANDBY

## LPL2-500M (2V500Ah)



### APPLICATIONS

- Tele-communication central station (wired or cellular)
- Power system communication, military communication, etc.
- Network communication including: data transmission, television signal transmission, etc.
- Uninterruptable Power System (UPS- for Telecom)
- EPS

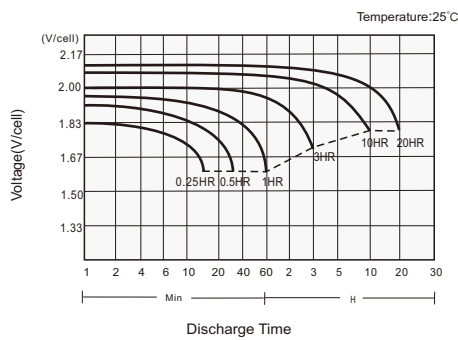
### GENERAL FEATURES

- 16 years design life (25°C)
- Lead calcium alloy, sealed design, no watering required
- Puncture resistant micro-porous glass mat separators extend life
- Unique technology optimizes power capacity, cell consistency, and long-term reliability
- Designed for a wide range of applications

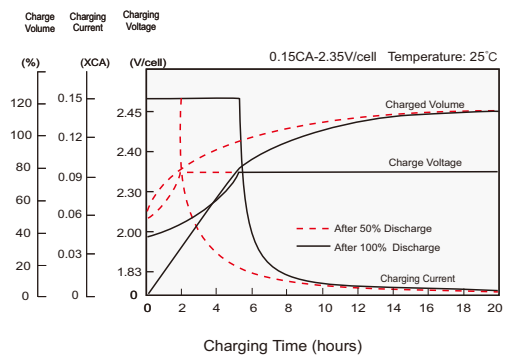
### STANDARDS

- Compliance with IEC 60896 standards, EU Battery Directive
- UL, CE Approved
- Manufactured in Leoch@IATF 16949, ISO 45001, ISO 9001 and ISO 14001 certified production facilities

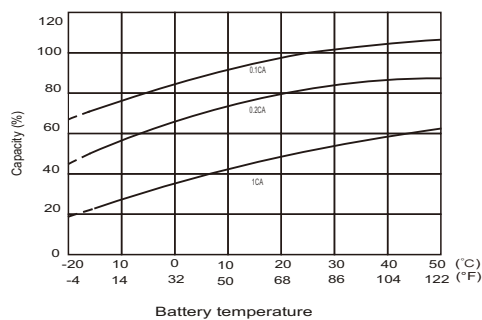
#### Discharge Characteristics



#### Charging Characteristics



#### Effects of Temperature on Capacity



#### Self Discharge Characteristics

